



**KHSAA TITLE IX
ANNUAL REPORT SUBMISSION
STATUS REPORT
2007-2008**

KHSAA
Form T65
Revised 3/08

TO: KHSAA Member School Superintendents, Principals, and Athletic Directors
FROM: Brigid L. DeVries, Commissioner
Larry Boucher, Assistant Commissioner

DATE: May 1, 2008

School	Madisonville-North Hopkins High School	Reviewed by	Gary W. Lawson
--------	--	-------------	----------------

The following is a status report regarding the required 2007 - 2008 Title IX Annual Report submission of forms due into the KHSAA office by April 15, 2008. Appropriate KHSAA Audit Team personnel have reviewed these forms and the following is a summary of this review.

I. Checklist of Forms properly submitted in a satisfactory manner:

X	GE 19 (Annual Verification)	X	T-35 (Budget Expenses)
X	T-1 (Summary Program Chart 1)	X	T-36 (Budget Expenses)
X	T-2 (Summary Program Chart 2)	X	T-41 (Checklist – Overall Interscholastic Program)
X	T-3 (Summary Program Chart 3)	X	T-60 (Corrective Action Plan)
X	T-4 (Summary Program Chart 4)	X	T-63 (Interscholastic Survey Results)

II. Status

A.	X	2007 – 2008 Forms are satisfactory and no further information or action is necessary at this time.
B.		Errors have been noted with respect to the following forms:
C.		The following forms were omitted and must be submitted by school representatives:
D.	X	According to the 2007-2008 data, the school appears to be meeting the standards established in: <input type="checkbox"/> Test 1 (Athletic participation is proportionate to enrollment) <input checked="" type="checkbox"/> Test 2 (History and continuing practice of program expansion) <input checked="" type="checkbox"/> Test 3 (Full and effective accommodation of interests and abilities)
E.	X	Other Recommendation and Comments: In the area of benefits, total athletic spending appears to be within acceptable parameters. The Corrective Action Plan seems to appropriately address current needs. School officials are reminded that KHSAA recommends that all Gender Equity Review Committees have student representatives.



**KENTUCKY HIGH SCHOOL ATHLETIC ASSOCIATION
2007-2008 ANNUAL VERIFICATION OF TITLE IX PROCEDURES**

*KHSAA Form GE19
Rev. 12/07*

(To be submitted by April 15, 2008 along with other required forms)

The Madisonville North Hopkins High School, Madisonville, Kentucky
(Name of High School) (City)

certifies to the Kentucky High School Athletic Association that the following is an accurate and true representation of the facts surrounding compliance with 20 U.S.C. Sections 1681-1688, et. Seq. (also known as Title IX)

I certify the following provisions in accordance with records at the school contained in the permanent Title IX file, at least one copy of which must be maintained in the Principal's office, and to the best of my knowledge have completed the following tasks.

Established a gender equity committee at the high school. (list committee personnel and provide attachment if necessary)

Name	Address	Phone	Title
			(Supt., Principal, Student, Parent, Coach, Etc.)
See attachment			

Scheduled a minimum of three meetings during the 2007-2008 school year on the following dates:

November 20, 2007 @ 7:00 a.m.	
February 5, 2008 @ 7:00 a.m.	
March 11, 2008 @ 7:00 a.m.	

Designated the following person(s) as the Title IX coordinator for the school:

Name	Title	Address	Phone
S. Gale Travis, CMAA	Athletic Administrator	4515 Hanson Road	(270) 825-6017 x211

Designated the following person(s) as the Title IX coordinator for the district:

Name	Title	Address	Phone
Pat Courtney	Assistant Superintendent	320 South Seminary	(270) 825-6000 x2421

X School personnel are continuing to make periodic reviews of the boys' and girls' athletics program reflected in the Corrective Action Plan.

X In addition to the above information, the above referenced school maintains a complete permanent file relative to Title IX records including copies of the self-assessment audit, all corrective action plans, and other related materials.


Chad Bonifant
Principal's Signature

Randall L. Franklin
Superintendent Signature

3/11/2008
Date

Randall L. Franklin
School Board Chairpersons' Signature

(Send original copy to KHSAA - Maintain duplicate in Title IX school folder)



MADISONVILLE NORTH HOPKINS HIGH SCHOOL

CHAD BURGETT
PRINCIPAL

KATHY B. CUMMINS
ASSISTANT PRINCIPAL

JANET H. McCLAIN
ASSISTANT PRINCIPAL

GALE TRAVIS
CERTIFIED MASTER
ATHLETIC ADMINISTRATOR

JEANNIE MAYES
GUIDANCE COUNSELOR

MMY RANSOM
DANCE COUNSELOR

LORI VANOVER
GUIDANCE COUNSELOR

KITTY DAVIS
SCHOOL TO WORK
COORDINATOR

2007-2008 GENDER EQUITY/TITLE IX COMMITTEE MEMBERS

Chad Burgett	Principal	825-6017 x209
Gale Travis	Athletic Director	825-6017 x211
Mike Quinn	Coach/Teacher/Parent	825-6017 x286
Cheryl Hallyburton	Teacher/Parent/Booster	825-6017 x245
Greg Jackson	NJROTC Instructor	825-6017 x281
Kevin Clayton	Parent/Boosters	821-5591
Darryl Patton	NJROTC Instructor/Coach	825-6017 x277
Keith Cartwright	Board Attorney	821-6165
Pat Courtney	District T9 Chair	825-6000 x2421

4515 Hanson Road
Madisonville, KY
42431

Phone:
(270) 825-6017

Office Fax:
(270) 825-6045

Guidance Fax:
(270) 825-6095

2007-2008
ACCOMMODATION OF INTERESTS AND ABILITIES
SUMMARY PROGRAM CHART 1

KHSAA
 Form T1
 Rev.12/07

Participation Opportunities Test One

		(Column 1)	(Column 2)	(Column 3)	(Column 4)
	Program	Enrollment	Percentage of Total Enrollment	Number of Interscholastic Participants (double and triple count)	Percentage of Total Participation
Row 1	GIRLS	488	48.2	274	43.8
Row 2	BOYS	526	51.8	353	56.2
Row 3	Totals	1014	100%	627	100%

Instructions:

*Number of 8th grade students & below used in Column 3 and Column 4 calculations if applicable: 92 (36 boys & 56 girls)

- Determine the total number of girls enrolled, (place in Row 1, Column 1). Determine the total number of boys enrolled, (place in Row 2, Column 1).
- Add the total number of girls and boys enrolled to determine total enrollment, (place in Row 3, Column 1).
- Calculate the percentage of total enrollment that is female. (Divide Row 1, Column 1 by Row 3, Column 1 and place in Row 1, Column 2.) Calculate the percentage of total enrollment that is male. (Divide Row 2, Column 1 by Row 3, Column 1 and place in Row 2, Column 2.) Note: Row 1, Column 2 plus Row 2, Column 2 should total 100%.
- Ask the head coaches to review the most updated eligibility or squad lists for their teams. Ask coaches to confirm the names of those individuals who are on the team as of the first **date of regular season competition**, and cross out the names of those who were cut from the team or quit the team prior to the first regular season competitive event. Determine the total number of interscholastic athletics participants that are girls, (and place in Row 1, Column 3). In order to determine the total number of athletics participants, an individual should be counted each time he or she participates on a team. For example, if Jane Doe competes on the varsity volleyball team, the junior varsity volleyball team, the junior varsity basketball team, and the varsity softball team, she should be counted as four participants (**do not include club or intramural sports participants, cheerleaders, dance teams, or pom squads**). Calculate the same way for boys and girls. * In addition, should 8th grade students and below play on a Freshman, Junior Varsity, or Varsity team, they should also be counted for each team and sport on which they participate. If applicable, please asterisk the above notation as to how many 8th grade students & below are included in the totals.
 Using the same procedure, determine the total number of interscholastic athletic participants that are boys, (and place in Row 2, Column 3). Add Row 1, Column 3 plus Row 2, Column 3 to get total participants and place in Row 3, Column 3.
- Calculate the percentage of female participation. (Row 1, Column 3 divided by Row 3, Column 3 and place in Row 1, Column 4.) Calculate the percentage of male participation. (Row 2, Column 3 divided by Row 3, Column 3 and place in Row 2, Column 4.) Note: Row 1, Column 4 plus Row 2, Column 4 should total 100%.

Note: While being within three percent is not a formal compliance standard; if the percent listed in Row 1, Column 4 is within 3% of Row 1, Column 2, then it provides a good target within which compliance is likely.

Principal's Signature: _____

Date: 3/11/08

	8F	8M	8 TOTAL	9F	9M	9 TOTAL	10F	10M	10 TOTAL	11F	11M	11 TOTAL	12F	12M	12 TOTAL	FINALS
	F	M	Total	F	M	Total	F	M	Total	F	M	Total	F	M	Total	
BSMS	72	83	155	0	0	0	0	0	0	0	0	0	0	0	0	155
JMMS	84	72	156	0	0	0	0	0	0	0	0	0	0	0	0	156
MNHHS	0	0	0	125	171	296	124	118	242	121	120	241	118	117	235	1014
WEST	34	30	64	0	0	0	0	0	0	0	0	0	0	0	0	64
TOTAL	190	185	375	125	171	296	124	118	242	121	120	241	118	117	235	1389
TOTALS AS OF 2ND MONTH 2007-08 YEAR																

2007-2008
ACCOMMODATION OF INTERESTS AND ABILITIES
SUMMARY PROGRAM CHART 2

KHSAA
 Form T2
 Rev. 12/07

Participation Opportunities Test Two

		Column 1	Column 2	Column 3	Column 4	Column 5
Program		Number of Teams Currently Offered	Number of Participants	Number of Teams Added Since the beginning of the 2003-2004 School Year	Current Number of Participants for each team added Since the beginning of the 2003-2004 School Year	Percent of Total Participation By Sex Added Since the beginning of the 2003-2004 School Year
GIRLS	Row 1	varsity:	9	162	1	33
	Row 2	j.v.:	5	73	1	35
	Row 3	frosh:	3	39	2	27
	Row 4	total:	17	274	4	95
						34.7
BOYS	Row 5	varsity:	9	212	0	0
	Row 6	j.v.:	6	95	0	0
	Row 7	frosh:	2	46	0	0
	Row 8	total:	17	353	0	0
						0

- 1) For Column 1, list the number of interscholastic teams offered for girls and boys at each competitive level (varsity, junior varsity, and freshman). For girls, total each of the entries in Rows 1, 2, and 3 into Row 4. For boys, total Rows 5, 6, and 7 into Row 8.
- 2) For Column 2, list the number of participants at each level. For girls, total each of the entries in Rows 1, 2, and 3 into Row 4. For boys, total Rows 5, 6, and 7 into Row 8. **Note:** The totals in Row 4 for girls and in Row 8 for boys must be the same as the totals in Form T-1, Column 3, Rows 1 and 2 respectively.
- 3) For Column 3, list the number of interscholastic teams that have been added in the last five years at each competitive level. Count each team added during the 5 year period only one time. e.g. Girl's junior varsity soccer was added 3 years ago, count the team only once, not 3 times. For girls, total the entries in Rows 1, 2, and 3 into Row 4. For boys, total Rows 5, 6, and 7 into Row 8.
- 4) For Column 4, list the number of participants that are **currently** on each level of the teams that were added in the last five years. If a team was added previously but no longer exists, there are no current participants to be added for that team. For girls, total the entries in Rows 1, 2, and 3 into Row 4. For boys, total Rows 5, 6, and 7 into Row 8.
- 5) For Column 5, calculate the percentage of participants that have been added in the last five years. For girls, take the number in Column 4, Row 4 and divide by the number in Column 2, Row 4. For boys, take the number in Column 4, Row 8 and divide it by the number in Column 2, Row 8.

Note: If the percentage of current participants added in the last five years is 25% or greater, compliance with Test Two may be possible. If less than 25%, then compliance with Test Three should be analyzed. **CAUTION:** 25% is not a formal compliance standard.

Principal's Signature: _____ *CS [Signature]* Date: 3/11/08

2007-2008
ACCOMMODATION OF INTERESTS AND ABILITIES
SUMMARY PROGRAM CHART 3

KHSAA
 Form T3
 Rev. 12/07


Participation Opportunities Test Three

FOR ANY QUESTION ANSWERED "YES" IDENTIFY THE RESPECTIVE SPORT(S).

	GIRLS (Yes / No)		BOYS (Yes / No)
1. For a sport <u>not</u> currently offered in your interscholastic athletics program, is there sufficient interest to form a viable interscholastic team based on participation on an intramural team.	No		No
2 For a sport <u>not</u> currently offered, is there sufficient interest, based on the responses to your most recent Student Interest Survey, to form a viable interscholastic team for a sport not currently offered. If yes, what sport?	No		No
3. For a sport currently offered at the junior varsity or freshman level is there sufficient interest, based on your most recent Student Interest Survey, to form a varsity team not currently offered?	No		No
4. For a sport currently offered at the varsity level only, is there sufficient interest, based on your most recent Student Interest Survey, to form a viable team for a junior varsity or freshman team that is not currently offered?	No		No
5. If you answered YES to question (1), (2), (3), or (4), are there enough high schools in the geographic area offering the sport (at the appropriate level) to allow for the development of a reasonable schedule of competition?	No		No

Plans to Address Interest:

Principal's Signature :



Date:


3/11/08

2007-2008
ACCOMODATION OF INTERESTS AND ABILITIES
SUMMARY PROGRAM CHART 4

Levels of Competition Test One

		Column 1	Column 2	Column 3
Girls	Team Levels	Number of Teams Currently Offered	Number of Participants	Percentage of Participants at Each Level
Row 1	varsity:	9	162	59.1
Row 2	j.v.:	5	73	26.6
Row 3	frosh:	3	39	14.3
Row 4	total:		274	100%
Boys				
Row 5	varsity:	9	212	60.0
Row 6	j.v.:	6	95	26.9
Row 7	frosh:	2	46	13.1
Row 8	total:		353	100%


- 1) Column 1, list the number of interscholastic teams offered for girls and boys at each competitive level; varsity, junior varsity, and freshman. (Refer to Form T-2, Accommodation of Interests and Abilities, Summary Program Chart 2, Column 1.)
- 2) For Column 2, list the number of participants at each level. For girls, total the entries in Rows 1, 2, and 3 into Row 4. For boys, total the entries in Rows 5, 6, and 7 into Row 8. (Refer to Form T-2, Accommodation of Interests and Abilities, Summary Program Chart 2, Column 2.)
- 3) For Column 3, calculate the percentage of female and male participants at each level.
For girls' varsity, junior varsity, and frosh, respectively:
 - Divide Column 2, Row 1 by Column 2, Row 4, and place the percentage in Column 3, Row 1
 - Divide Column 2, Row 2 by Column 2, Row 4, and place the percentage in Column 3, Row 2.
 - Divide Column 2, Row 3 by Column 2, Row 4, and place the percentage in Column 3, Row 3.
 -
 For boys' varsity, junior varsity, and frosh, respectively:
 - Divide Column 2, Row 5 by Column 2, Row 8, and place the percentage in Column 3, Row 5.
 - Divide Column 2, Row 6 by Column 2, Row 8, and place the percentage in Column 3, Row 6.
 - Divide Column 2, Row 7 by Column 2, Row 8, and place the percentage in Column 3, Row 7.

Principal's Signature:  Date: 3/11/08

**2007-2008
ACTUAL EXPENDITURES - PROGRAM COMPARISON CHART 1
TO INCLUDE BOOSTER CLUB FUNDING**

	equipment and supplies		travel		awards		coaches' salaries (to include supplemental and extended employment; dollar amount required)			facilities improvements		publications (if sport-specific)	
	Expenditures		Expenditures		Expenditures		Expenditures			Expenditures		Expenditures	
	School	Booster	School	Booster	School	Booster	School	# Coaches for all levels / # Teams for all levels	School	Booster	School	Booster	School
G basketball	925.27	1361.30	3092.81	1873.35		237.95	24400.00	8 / 3					
B basketball	1946.09	7821.31	5565.91	625.00		467.68	24400.00	6 / 3					20.00
G softball	2731.83	3416.07	2776.32	617.61		1010.05	8500.00	4 / 3	5000.00	1635.87			
B baseball	997.50	10038.20	4548.89	19701.34		1205.07	8500.00	4 / 2		5230.99			
G cross country	522.40	2270.00	1232.26			270.00	3000.00	2 / 2					
B cross country	522.40	1030.00	1232.26			270.00	3000.00	2 / 2					
G golf	584.07	149.55	82.00			219.00	2000.00	1 / 2					
B golf	775.00	3200.00	110.29	850.00		825.00	2000.00	1 / 2					25.00
G soccer	710.51	8544.93	1508.50			619.30	10050.00	3 / 2		1869.07			
B soccer	1260.00	8460.10	3690.43			784.38	10050.00	4 / 2		1266.55			40.00
G swimming	741.95	222.65	847.91	686.93		809.88	4750.00	4 / 2					
B swimming	757.95	154.72	847.91	477.35		562.79	4750.00	4 / 2					

1. Total expenditures on T-35 and T-36 on the 2007-2008 year report due by April 15, 2008, should reflect the total monies spent (rounded off to nearest dollar) for the entire school year of 2006-2007 ending June 30, 2007.
2. Booster Club Funding/Contributions must be included in the above expenditures total. (Note: it is illegal for coaches to be paid by Booster Clubs - Reference KHSAA Bylaw 27)

Principal Signature:  Date: 3/11/08

**2007-2008
ACTUAL EXPENDITURES - PROGRAM COMPARISON CHART 2
TO INCLUDE BOOSTER CLUB FUNDING**

	equipment and supplies		travel		awards		coaches' salaries (to include supplemental and extended employment; dollar amount required)		facilities improvements		publications (if sport-specific)	
	Expenditures		Expenditures		Expenditures		Expenditures		Expenditures		Expenditures	
	School	Booster	School	Booster	School	Booster	School	Booster	School	Booster	School	Booster
G track	2919.75	400.00	2045.08		450.00		4750.00					
B track	3204.14	400.00	2045.08		450.00		4750.00					
G tennis	159.00		345.88				2000.00		6000.00			
B tennis	618.00		345.88				2000.00		6000.00			
G volleyball	3900.06	4868.70	2962.55	1690.16	955.59		5500.00		278.40			
B wrestling												
G (list sport)												
B football	13746.37	1242.00	6414.45		3402.00		32100.00					2197.00
G (list sport)												
B (list sport)												

1. Total expenditures on T-35 and T-36 on the 2007-2008 year report due by April 15, 2008, should reflect the total monies spent (rounded off to nearest dollar) for the entire school year of 2006-2007 ending June 30, 2007.
 2. Booster Club Funding/Contributions must be included in the above expenditures totals.
 Indicate percentage of total expenditures for each gender: (if disparities are obvious, list on your Corrective Action Plan (T-60) what action you will take to correct the problem).

Gender	Expenditures	Percentage
Boys	\$ 216,925.33	64.2
Girls	\$ 120,534.51	35.8
Total:	\$ 337,459.84	100%

Principal Signature: CB Date: 3/11/08

**2007-2008
ACTUAL EXPENDITURES - PROGRAM COMPARISON CHART 2
TO INCLUDE BOOSTER CLUB FUNDING**

	equipment and supplies		travel		awards		coaches' salaries (to include supplemental and extended employment; dollar amount required)		facilities improvements		publications (if sport-specific)	
	Expenditures		Expenditures		Expenditures		Expenditures		Expenditures		Expenditures	
	School	Booster	School	Booster	School	Booster	School	Booster	School	Booster	School	Booster
G track	2919.75	400.00	2045.08		450.00		4750.00					
B track	3204.14	400.00	2045.08		450.00		4750.00					
G tennis	159.00		345.88				2000.00		6000.00			
B tennis	618.00		345.88				2000.00		6000.00			
G volleyball	3900.06	4868.70	2962.55	1690.16	955.59		6500.00		278.40			
B wrestling												
G (cheer)	460.56	315.54	1793.86	5948.10	707.60		4250.00					
B football	13746.37	1242.00	6414.45		3402.00		32100.00					2197.00
G (dance)		4051.83		13910.12	429.00		2500.00					125.00
B (powerlifting)	3678.96		1905.00				2500.00					

1. Total expenditures on T-35 and T-36 on the 2007-2008 year report due by April 15, 2008, should reflect the total monies spent (rounded off to nearest dollar) for the entire school year of 2006-2007 ending June 30, 2007.

2. Booster Club Funding/Contributions must be included in the above expenditures totals. Indicate percentage of total expenditures for each gender: (If disparities are obvious, list on your Corrective Action Plan (T-60) what action you will take to correct the problem).

Gender	Expenditures	Percentage
Boys	\$ 225,109.29	59
Girls	\$ 155,026.12	41
Total:	\$ 380,135.41	100%

Principal Signature:  Date: 3/11/08

SCHOOL NAME

Madisonville North Hopkins High School

2007-2008

TITLE IX

CORRECTIVE ACTION PLAN

DIRECTIONS:

1. For Column 1, indicate the intended area (Opportunities or Benefits) which needs corrective action in order to achieve gender equity. For Column 2, write the suggested change or activities that will correct the area in need of alteration. For Column 3, include the estimated completion date for the changes or activities.
2. If it is possible to attain compliance with Title IX and no longer need "corrective" action. However, the KHSAA strongly encourages compliant schools to identify items for improvement (Column 1), activities to accomplish the improvement (Column 2) and a timetable for completion (Column 3) that will strengthen the athletic program.
3. You may copy this form as needed. Please attach corrective action plans along with audit forms and submit by April 15, 2008.

COLUMN 1	COLUMN 2	COLUMN 3
ITEM FOR CORRECTION/ IMPROVEMENT	SUGGESTED CHANGE/ ACTIVITIES	TIME TABLE FOR CORRECTIVE ACTION/ AND OR COMPLETION DATE
Physical Facilities	Auxiliary Gym Addition of Fields	--continued badgering of board of education --girls' practice soccer field (July 2005)
	New softball complex New batting cage at softball field	--completed March 2006 --completed
	Soccer bleachers replaced Drainage areas on soccer field	--completed August 2006 --on going
State Winners' Recognition	Lobby Area	--completed but still collecting pictures and updating

CB

Principal's Signature: _____

Date: _____

3/11/08

2007-2008 INTERSCHOLASTIC ATHLETICS STUDENT SURVEY

KHSAA
Form T61
Rev. 12/07

1. Is the School District offering the interscholastic sport(s) you want to play?
567 Yes
100 No, I want to play Archery, Ice Hockey, Bowling, Wrestling, Rugby, Ultimate Frisbee, Lacrosse, Cricket
263 I am not interested in athletics

2. During the **fall season**, which sport would you like to play?
204 Football
125 Volleyball (Girls)
35 Cross Country (Boys)
46 Cross Country (Girls)
44 Golf (Boys)
20 Golf (Girls)
46 Soccer (Boys)
60 Soccer (Girls)
408 I would not participate

3. During the **winter season**, which sport would you like to play?
141 Basketball (Boys)
78 Basketball (Girls)
15 Swimming & Diving (Boys)
70 Swimming & Diving (Girls)
89 Wrestling (Boys)
44 Indoor Track (Boys)
69 Indoor Track (Girls)
470 I would not participate

4. During the **spring season**, which sport would you like to play?
83 Track (Boys)
92 Track (Girls)
44 Tennis (Boys)
68 Tennis (Girls)
69 Fast Pitch Softball (Girls)
89 Baseball (Boys)
450 I would not participate

5. Do you participate in intramural sports? If yes, which sports(s)?
172 Yes Baseball, Softball, Basketball, Soccer
720 No

6. Which intramural sports, if any, would you like to see added?
Volleyball, Soccer, Track, Cross Country, Football, Swimming, Basketball, Softball

7. Do you participate in non-school sport activities? If you do, which sport(s)?
307 Yes Soccer, Swimming, Softball, Tennis, Basketball, Football, Baseball
619 No

8. Are you currently participating in interscholastic athletics during any season?

346 Yes

484 If no, why don't you participate in interscholastic athletics?

114 I prefer other activities such as band, chorus, etc.

168 I don't have time

36 The practice schedules and game times are inconvenient

59 The sport I like isn't offered

44 It's too expensive

26 I prefer to participate in club or intramural sports

71 Working

135 Other

9. Do you have any suggestions to encourage participation?

Better way of getting information about sports sign ups to all students.

Counter fees with fundraisers.

10. Which Non-KHSAA championship sport would you like to play?

193 Archery

35 Field Hockey

153 Bowling

19 Gymnastics (Boys)

115 Gymnastics (Girls)

97 Ice Hockey

65 Lacrosse (Boys)

48 Lacrosse (Girls)

132 Rifle

71 Rodeo

Slow Pitch Softball

56 Volleyball (Boys)

143 Weightlifting

245 I would not participate

OPTIONAL

Name: _____

Age: _____

Male: _____

Female: _____

(check one)



2007-2008 INTERSCHOLASTIC
ATHLETICS SURVEY
Summary of Student Responses

KHSAA
Form T63
Rev.12/07

School Name: Madisonville North Hopkins High School

Enrollment
(9-12 Grade): 1014 (SHOULD AGREE WITH FORM T-1, COLUMN 1,
ROW 3)

Number of 9-11 Grade Students Surveyed: 704

Number of 8th Grade Students Surveyed: 368

Date: _____

Completed By: _____

Instructions:

1. Summarize the Student Athletics Interest Surveys Form T-61 by listing the total number of responses on the line next to each sport.
2. Under the Other Category please provide a listing of the sports as well as the number of students who are interested in participating.
3. Please sign and date this Summary Form (T-63) and mail this Summary Form only to the KHSAA by April 15, 2008. Do not mail the student surveys (Form T-61). However, these Forms should be maintained in your files in the event they are requested subsequently.

1072 Number of Surveys

936 Total Returned (*A minimum of 80% return is expected*)

8-11 Grades Surveyed (*Should be grades 9-11 and 8th grade if school has a feeder system*)

How Was The Survey Administered? _____

(e.g. was it given in all English classes, or all home rooms, or advisee/advisor?)

KHSAA Sanctioned Fall Sports (*List Total Number of Participation Responses*)

46 Cross Country (Girls)

35 Cross Country (Boys)

204 Football (Boys)

20 Golf (Girls)

44 Golf (Boys)

60 Soccer (Girls)

46 Soccer (Boys)

125 Volleyball (Girls)

Winter Sport (*List Total Number of Participation Responses*)

<u>78</u>	Basketball (Girls)
<u>141</u>	Basketball (Boys)
<u>69</u>	Indoor Track (Girls)
<u>44</u>	Indoor Track (Boys)
<u>70</u>	Swimming & Diving (Girls)
<u>15</u>	Swimming & Diving (Boys)
<u>89</u>	Wrestling (Boys)

Spring Sport (*List Total Number of Participation Responses*)

<u>89</u>	Baseball (Boys)
<u>69</u>	Fast Pitch Softball (Girls)
<u>92</u>	Tennis (Girls)
<u>44</u>	Tennis (Boys)
<u>92</u>	Track (Girls)
<u>83</u>	Track (Boys)

Non-KHSAA Championship Sports (*From Student Survey T-61 Question 10*)

<u>193</u>	Archery
<u>35</u>	Field Hockey
<u>153</u>	Bowling
<u>19</u>	Gymnastics (Boys)
<u>115</u>	Gymnastics (Girls)
<u>97</u>	Ice Hockey
<u>65</u>	Lacrosse (Boys)
<u>48</u>	Lacrosse (Girls)
<u>132</u>	Rifle
<u>71</u>	Rodeo
	Slow Pitch Softball
<u>56</u>	Volleyball (Boys)
	Water Polo
<u>143</u>	Weightlifting

Number of Students who participate in Intramural Sports

(*From Student Survey T-61 Question 5*)

<u>Sport</u>	<u>Number</u>
<i>We have no intramural sports in our high school given a definition of the word "intramural" and it survey being given.</i>	<i>nor in our community. The students were given was thoroughly explained to them prior to the</i>

List Intramural Sports students are interested in adding:

(From Student Survey T-61 Question 6)

Form T-63

Rev. 12/07

Others: Skateboarding, Lacrosse, Hockey, Kickball

<u>Sport</u>	<u>Number</u>
<i>Volleyball</i>	<i>15</i>
<i>Soccer</i>	<i>11</i>
<i>Softball</i>	<i>8</i>
<i>Track</i>	<i>2</i>
<i>Football</i>	<i>18</i>

Participation in Non-School Sports Activities

(From Student Survey T-61 Question 7)

Others: Skating, cheerleading, indoor soccer, gymnastics

<u>Sport</u>	<u>Number</u>
<i>Swimming</i>	<i>6</i>
<i>Basketball</i>	<i>49</i>
<i>Softball</i>	<i>40</i>
<i>Baseball</i>	<i>21</i>
<i>Soccer</i>	<i>49</i>
<i>Football</i>	<i>19</i>

Reasons for not participating in interscholastic athletics

(From Survey Question 8)

- 114 I prefer other activities such as band, chorus, etc.
- 168 I don't have time
- 204 The practice schedules and game times are inconvenient
- 59 The sport I like isn't offered
- 44 It's too expensive
- 26 I prefer to participate in club or intramural sports
- 71 Working
- 135 Other:

Student Suggestions to encourage participation

More variety, better method of informing students about sign ups, furnish transportation.



Principal's Signature

3/11/08

Date